



discwasher[®]
D4⁺_{TM} Record Care System

discwasher

1407 North Providence Road, P.O. Box 6021, Columbia, MO 65205 USA

A DIVISION OF JENSEN an ESMARK Company

The Discwasher® D4+™ Record Care System

The D4+ Record Care System is a result of intensive scientific research on safe record cleaning. The D4+ System is a cleaning system unlike other products which reduce record dynamics and fidelity. The more active, yet safe, D4+™ fluid is actually able to lift and suspend contaminants in solution on the record surface so that the D4 pad can easily and efficiently remove the debris. Containing less residue than tap water, D4+ fluid will clean without depositing new residues on the record surface; it will not encourage any biological growth as do “constantly damp” cleaning methods.

For longer life, Discwasher recommends that records be lightly cleaned each time before playing. New records should also be cleaned before their first play. Although presumed clean, many new recordings still have mold release compounds in their grooves, thus requiring cleaning.

Handcrafted

The handle of the Discwasher D4+ Record Care System has been handcrafted and finished from solid American walnut, creating elegance for an already superior record cleaner.



INSTRUCTIONS FOR ROUTINE PRE-PLAY CLEANING

1.

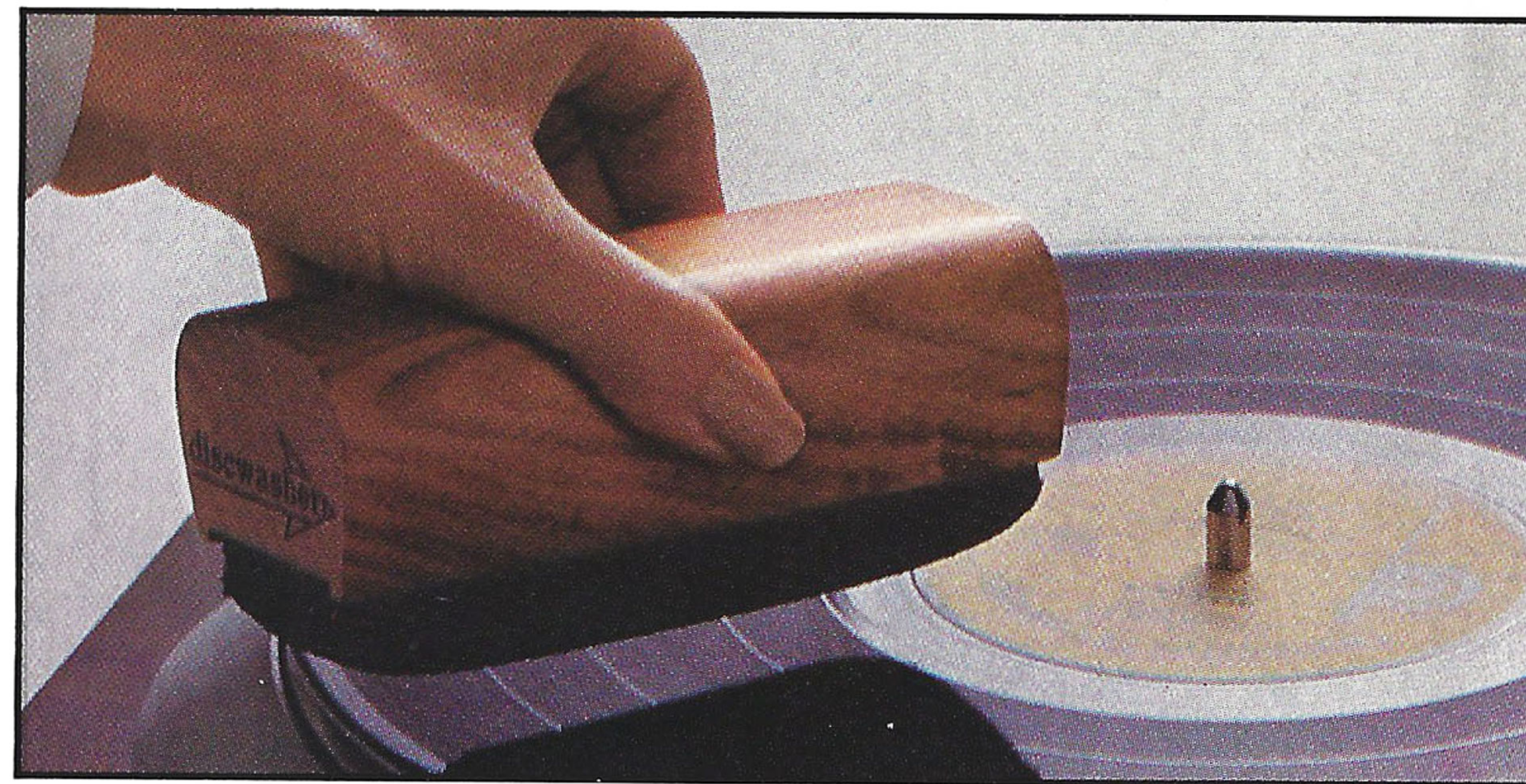
Application

Apply a thin line of D4+™ fluid (3-6 drops) on the leading edge of the pad (the arrow on the end of the handle points to the leading edge). Distribute the fluid along the leading edge of the pad using several deliberate strokes with the bottom of the D4+ bottle, forming a strip of damp fabric.

2.

Position


Position the Discwasher® handle/pad with the arrow end on the outside edge of the record. Gently contact the record with the damp leading edge of the pad. The turntable motor may be assisted by gently turning the record with your finger on the label.



3.

Clean/Dry

Allow the damp leading edge to contact the record for about three revolutions. Dry the record with a simple rolling movement of the handle, allowing for the middle and back edge of the pad to contact the album for several revolutions, assuring thorough drying.




4.

Clean Pad

Clean the pad using the DC-1™ Pad Cleaner. Lightly brush the damp pad in the direction of the arrow on the Discwasher® handle. A dry Discwasher pad may be lightly brushed lengthwise.

DO NOT USE THE DC-1 PAD CLEANER AS A STYLUS CLEANER. For stylus care, we recommend the Discwasher® SC-2™ Stylus Care System, specifically designed for safe stylus cleaning.



Off The Turntable

Heavily contaminated records often require a more intensive cleaning to remove dense fingerprints and impacted particles. The Discwasher® D4+™ Record Care System is the safest and most effective cleaning system for these records.

1. Place the record on a soft, clean surface.
2. Apply fluid as directed under pre-play cleaning instructions. Proportionately more fluid and pad pressure may be necessary to clean badly contaminated grooves.
3. Move the pad firmly and evenly in concentric circles around the record label in the direction indicated by the arrow on the pad handle. Always move with the grooves and never across them.
4. Carefully dry the record. (The pad itself may be dried with a towel to speed fluid removal.) "Air drying" is not recommended. The contamination will be removed from the record by the capillary action of the Discwasher pad.

Additional Record Cleaning Information

1. Although alcohol is used as a record cleaner, laboratory tests show it unsafe since it extracts critical vinyl stabilizers. (Stabilizers are added to vinyl compounds to help maintain mechanical stability.)
2. Soaps, silicones, and household detergents leave a coating on the record surface. These coatings actually attract dust which, without removal, is ground into the grooves by stylus pressure.
3. Tap water contains about twice as much dry weight residue (material left after all water and volatile matter is dried away) as D4+™ fluid. Other "record cleaners" can contain as much as 10 times more dry weight residue. The idea behind record cleaning is to remove contamination, not add to it.
4. When used exclusively, the Discwasher® D4+™ Record Care System will leave behind only the honest record surface for you to listen to. However, records that are pressed poorly, damaged or made from low quality vinyl will never sound good, no matter how clean.

For Longer Life Of Your Discwasher® D4+™ Record Care System

1. After use, always clean and groom the pad with the DC-1™ Pad Cleaner.
2. When the pad is wet, brush the fibers in the same direction as the arrow on the Discwasher handle. When dry, brush the fibers lengthwise.
3. Do not contaminate the pad with tap water, other cleaners, soaps or sprays of any kind.

Discwasher® D4™ Pad Replacement

The exclusive D4™ pad has been designed to absorb and hold contamination. The leading edge of the D4 pad fabric may eventually become white or grey/white with contamination removed from your records. If these rows stay contaminated in spite of approved pad cleaning methods, the pad should be replaced.

When your Discwasher pad needs replacement, contact Discwasher. Pad replacement is a high priority process at Disc-

washer and we will restore your System's original handle with a new D4 pad plus a 1¼ oz. bottle of D4+™ fluid for a modest charge.




CAUTION

Keep Discwasher® D4+™ fluid out of the reach of children.

LIMITATION ON DISCWASHER'S LIABILITY*

DISCWASHER'S LIABILITY, IF ANY, FOR ANY ALLEGEDLY DEFECTIVE PRODUCT SHALL BE LIMITED TO REPAIR OR REPLACEMENT, AT DISCWASHER'S OPTION, AND SHALL NOT INCLUDE INCIDENTAL OR CONSEQUENTIAL DAMAGES OR DAMAGES OF ANY OTHER KIND.

*THESE PROVISIONS SHALL NOT BE APPLICABLE IN STATES HAVING LAWS WHICH RENDER THEM VOID OR UNLAWFUL.



DISCWASHER BRAND
1. **Discwasher® D4+™**
RECORD CARE SYSTEM


DISCWASHER BRAND
2. **D4+™ Fluid**
HI-TECHNOLOGY
RECORD CLEANING FLUID

DISCWASHER BRAND
3. **SC-2™**
STYLUS CARE SYSTEM

DISCWASHER BRAND
4. **DiscKit™**
TOTAL RECORD ECOLOGY


DISCWASHER BRAND
5. **DiscSet™**
THE ESSENTIALS OF RECORD
AND STYLUS CARE

DISCWASHER BRAND
6. **Gold-Ens™**
HIGH DEFINITION CONNECTOR CABLES
FOR AUDIO/VIDEO






7



8



9

DISCWASHER BRAND
7. Zerostat® 3
 ANTI-STATIC INSTRUMENT

DISCWASHER BRAND
8. D'Stat® II
 ANTI-STATIC TURNTABLE MAT

DISCWASHER BRAND
9. V.R.P.™
 VALUABLE RECORD PROTECTORS



10



11

DISCWASHER BRAND
10. D'MAG™
 CASSETTE DECK DEMAGNETIZER

DISCWASHER BRAND
11. Tape Deck CareSet™
 THE ESSENTIALS OF
 CASSETTE DECK MAINTENANCE

DISCWASHER BRAND
12. Video Head Cleaner
 AVAILABLE IN VHS AND BETA FORMAT



12